

# McGRAIL ELEVATE DH

Quote #: 11UP5PH

A Proposal for Window and Door Products prepared for:

**Job Site:**  
03801

**Shipping Address:**

ELDREDGE LBR & HDWE-PORTSMOUTH  
275 Constitution Ave  
Portsmouth, NH 03801-8600

**Featuring products from:**

**MARVIN** 



KELLY ROSSI

ELDREDGE LBR & HDWE-PORTSMOUTH  
PO BOX 69  
CAPE NEDDICK, ME 03902-0069  
Phone: (603) 436-9663

Email: [krossi@eldredgelumber.com](mailto:krossi@eldredgelumber.com)

This report was generated on 1/12/2026 11:28:48 AM using the Marvin Order Management System, version 0004.19.01 (Current). Price in USD. Unit availability and price are subject to change. Dealer terms and conditions may apply.

## UNIT SUMMARY

The following is a schedule of the windows and doors for this project. For additional unit details, please see Line Item Quotes.

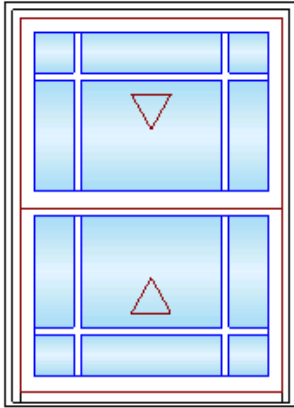
Additional charges, tax or Terms and Conditions may apply. Detail pricing is per unit.

NUMBER OF LINES: 4		TOTAL UNIT QTY: 7		EXT NET PRICE: USD 5,917.30		
LINE	MARK UNIT	PRODUCT LINE	ITEM	NET PRICE	QTY	EXTENDED NET PRICE
1	100, 101	Elevate	Double Hung CN 3040 RO 30 1/2" X 40 1/4" Entered as CN 3040	752.56	2	1,505.12
3	102	Elevate	Double Hung CN 3456 RO 34 1/2" X 56 1/4" Entered as CN 3456	1,126.24	1	1,126.24
4	201, 202, 204	Elevate	Double Hung CN 3448 RO 34 1/2" X 48 1/4" Entered as CN 3448	833.19	3	2,499.57
5	203	Elevate	Double Hung CN 3440 RO 34 1/2" X 40 1/4" Entered as CN 3440	786.37	1	786.37

## LINE ITEM QUOTES

The following is a schedule of the windows and doors for this project. For additional unit details, please see Line Item Quotes. Additional charges, tax or Terms and Conditions may apply. Detail pricing is per unit.

Line #1	Mark Unit: 100, 101	Net Price:		752.56
Qty: 2		Ext. Net Price:	USD	1,505.12



As Viewed From The Exterior

**Entered As:** CN  
**MO** 30" X 40"  
**CN** 3040  
**FS** 29 1/2" X 39 3/4"  
**RO** 30 1/2" X 40 1/4"  
**Egress Information**  
 Width: 26 3/8" Height: 14 31/32"  
 Net Clear Opening: 2.74 SqFt

Stone White Exterior  
 White Interior  
 Elevate Double Hung  
 CN 3040  
 Rough Opening 30 1/2" X 40 1/4"  
 Top Sash  
 Stone White Exterior  
 White Interior  
 IG  
 Low E2 w/Argon  
 Silver Stainless Steel Perimeter Bar  
 GBG  
 Prairie 6 Top 3W2H  
 6 Rect Lites  
 4" X 4" Corner DLO  
 Stone White Ext - White Int  
 Bottom Sash  
 Stone White Exterior  
 White Interior  
 IG  
 Low E2 w/Argon  
 Silver Stainless Steel Perimeter Bar  
 GBG  
 Prairie 6 Bottom 3W2H  
 6 Rect Lites  
 4" X 4" Corner DLO  
 Stone White Ext - White Int  
 White Weather Strip Package  
 1 White Sash Lock  
 Exterior Aluminum Screen  
 Stone White Surround  
 Bright View Mesh  
 4 9/16" Jambs  
 Nailing Fin  
 \*\*\*Note: Divided lite cut alignment may not be accurately represented in the OMS drawing. Please consult your local representative for exact specifications.  
 \*\*\*Note: **Unit Availability and Price is Subject to Change**

Initials required

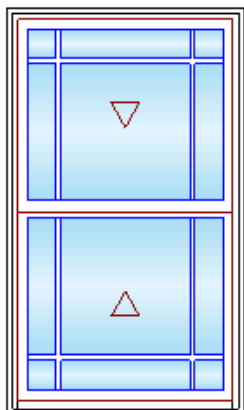
Seller: \_\_\_\_\_

Buyer: \_\_\_\_\_

Line #3	Mark Unit: 102	Net Price:		1,126.24
Qty: 1		Ext. Net Price:	USD	1,126.24



Stone White Exterior  
 White Interior  
 Elevate Double Hung  
 CN 3456  
 Rough Opening 34 1/2" X 56 1/4"  
 Glass Add For All Sash  
 Top Sash  
 Stone White Exterior  
 White Interior  
 IG



As Viewed From The Exterior

**Entered As:** CN  
**MO** 34" X 56"  
**CN** 3456  
**FS** 33 1/2" X 55 3/4"  
**RO** 34 1/2" X 56 1/4"  
**Egress Information**  
 Width: 30 3/8" Height: 22 31/32"  
 Net Clear Opening: 4.85 SqFt

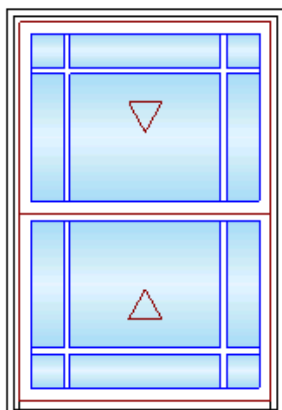
Tempered Low E2 w/Argon  
 Silver Stainless Steel Perimeter Bar  
 GBG  
 Prairie 6 Top 3W2H  
 6 Rect Lites  
 4" X 4" Corner DLO  
 Stone White Ext - White Int  
 Bottom Sash  
 Stone White Exterior  
 White Interior  
 IG  
 Tempered Low E2 w/Argon  
 Silver Stainless Steel Perimeter Bar  
 GBG  
 Prairie 6 Bottom 3W2H  
 6 Rect Lites  
 4" X 4" Corner DLO  
 Stone White Ext - White Int  
 White Weather Strip Package  
 1 White Sash Lock  
 Exterior Aluminum Screen  
 Stone White Surround  
 Bright View Mesh  
 4 9/16" Jamb  
 Nailing Fin  
 \*\*\*Note: Divided lite cut alignment may not be accurately represented in the OMS drawing. Please consult your local representative for exact specifications.  
 \*\*\*Note: **Unit Availability and Price is Subject to Change**

Initials required

Seller: \_\_\_\_\_

Buyer: \_\_\_\_\_

Line #4	Mark Unit: 201, 202, 204	Net Price:	833.19
Qty: 3		Ext. Net Price:	2,499.57
		USD	



As Viewed From The Exterior

**Entered As:** CN  
**MO** 34" X 48"  
**CN** 3448  
**FS** 33 1/2" X 47 3/4"  
**RO** 34 1/2" X 48 1/4"  
**Egress Information**  
 Width: 30 3/8" Height: 18 31/32"  
 Net Clear Opening: 4.00 SqFt

Stone White Exterior  
 White Interior  
 Elevate Double Hung  
 CN 3448  
 Rough Opening 34 1/2" X 48 1/4"  
 Top Sash  
 Stone White Exterior  
 White Interior  
 IG  
 Low E2 w/Argon  
 Silver Stainless Steel Perimeter Bar  
 GBG  
 Prairie 6 Top 3W2H  
 6 Rect Lites  
 4" X 4" Corner DLO  
 Stone White Ext - White Int  
 Bottom Sash  
 Stone White Exterior  
 White Interior  
 IG  
 Low E2 w/Argon  
 Silver Stainless Steel Perimeter Bar  
 GBG  
 Prairie 6 Bottom 3W2H  
 6 Rect Lites  
 4" X 4" Corner DLO  
 Stone White Ext - White Int  
 White Weather Strip Package  
 1 White Sash Lock  
 Exterior Aluminum Screen  
 Stone White Surround

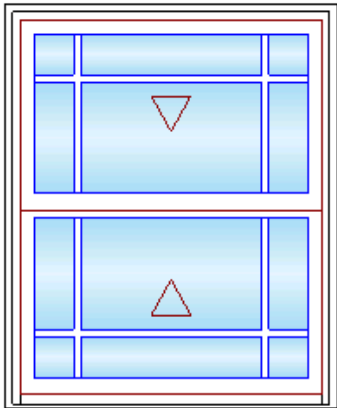
Bright View Mesh  
 4 9/16" Jamb  
 Nailing Fin  
 \*\*\*Note: Divided lite cut alignment may not be accurately represented in the OMS drawing. Please consult your local representative for exact specifications.  
**\*\*\*Note: Unit Availability and Price is Subject to Change**

Initials required

Seller: \_\_\_\_\_

Buyer: \_\_\_\_\_

Line #5	Mark Unit: 203	Net Price:		786.37
Qty: 1		Ext. Net Price:	USD	786.37



As Viewed From The Exterior

Entered As: CN  
 MO 34" X 40"  
 CN 3440  
 FS 33 1/2" X 39 3/4"  
 RO 34 1/2" X 40 1/4"  
**Egress Information**  
 Width: 30 3/8" Height: 14 31/32"  
 Net Clear Opening: 3.16 SqFt

Stone White Exterior  
 White Interior  
 Elevate Double Hung  
 CN 3440  
 Rough Opening 34 1/2" X 40 1/4"  
 Top Sash  
 Stone White Exterior  
 White Interior  
 IG  
 Low E2 w/Argon  
 Silver Stainless Steel Perimeter Bar  
 GBG  
 Prairie 6 Top 3W2H  
 6 Rect Lites  
 4" X 4" Corner DLO  
 Stone White Ext - White Int  
 Bottom Sash  
 Stone White Exterior  
 White Interior  
 IG  
 Low E2 w/Argon  
 Silver Stainless Steel Perimeter Bar  
 GBG  
 Prairie 6 Bottom 3W2H  
 6 Rect Lites  
 4" X 4" Corner DLO  
 Stone White Ext - White Int  
 White Weather Strip Package  
 1 White Sash Lock  
 Exterior Aluminum Screen  
 Stone White Surround  
 Bright View Mesh  
 4 9/16" Jamb  
 Nailing Fin  
 \*\*\*Note: Divided lite cut alignment may not be accurately represented in the OMS drawing. Please consult your local representative for exact specifications.  
**\*\*\*Note: Unit Availability and Price is Subject to Change**

Initials required

Seller: \_\_\_\_\_

Buyer: \_\_\_\_\_

Project Subtotal Net Price: USD 5,917.30  
 0.000% Sales Tax: USD 0.00  
 Project Total Net Price: USD 5,917.30

## **TERMS AND CONDITIONS**